


**EXHIBIT F**  
**Profit and Loss Statement for 2010 (year)**  
**(due April 30 of the following year)**

Concessionaire: Cape Leisure Corporation Park: Homosassa Springs Wildlife State

Services	Gross Sales	Less Commissions Paid	Less Cost of Goods Sold	Less Operating Expenses	Less Taxes	Net Profit/ (Loss)
In-Park 1. Food	<u>43,694</u>	<u>3,617</u>	<u>15,436</u>	<u>53,432</u>	<u>0</u>	<u>(28,791)</u>
Comments:						
Pepper 2. Creek	<u>0</u>	<u></u>	<u></u>	<u></u>	<u></u>	<u></u>
Comments:						
3. Vending	<u>1,519</u>	<u></u>	<u></u>	<u></u>	<u></u>	<u>1,519</u>
Comments:						
4.	<u></u>	<u></u>	<u></u>	<u></u>	<u></u>	<u></u>
Comments:						
<b>Add a second page, as needed, to provide an inclusive list of services, including revenue from subcontractors.</b>						
5. Totals:	<u>45,213</u>	<u>3,617</u>	<u>15,436</u>	<u>53,432</u>	<u>0</u>	<u>(27,272)</u>

Prepared by: Daniel LeBlanc  
Capacity: President  
Date submitted: 4/29/10

**CERTIFICATION:** I certify that this annual profit and loss statement is true and correct and is based upon actual gross receipts for the period covered and recorded in the accounting records available for review/audit by the Department.

Signature of Concessionaire:  Date: 4/29/2010  
Return the form to the Park Manager.

**EXHIBIT F**  
**Profit and Loss Statement for 2011 (year)**  
**(due April 30 of the following year)**

Concessionaire: Cape Leisure Corporation Park: Homossassa Springs Wildlife State Park


Services	Gross Sales	Less Commissions Paid	Less Cost of Goods Sold	Less Operating Expenses	Less Taxes	Net Profit/ (Loss)
In-Park Food 1.	353,699	_____	_____	_____	_____	_____
Comments:						
Pepper Creek 2.	5,483	_____	_____	_____	_____	_____
Comments:						
Vending 3.	7,340	_____	_____	_____	_____	_____
Comments:						
Retail 4.	158,376	_____	_____	_____	_____	_____
Comments:	Note: Commission includes DEP vending electrical fees. Commission percentage changed effective July 1.					

**Add a second page, as needed, to provide an inclusive list of services, including revenue from subcontractors.**

<b>5. Totals:</b>	524,898	36,975	155,517	322,727	2,900	6,779
-------------------	---------	--------	---------	---------	-------	-------

Prepared by: Percy Bell  
Capacity: Tax Accountant  
Date submitted: 4/26/2012

**CERTIFICATION:** I certify that this annual profit and loss statement is true and correct and is based upon actual gross receipts for the period covered and recorded in the accounting records available for review/audit by the Department.

Signature of Concessionaire:  Date: 4/26/2012  
Return the form to the Park Manager.

**EXHIBIT F**

Profit and Loss Statement for 2013 (year)  
(due April 30 of the following year)

Concessionaire: Cape Leisure Corporation Park: Homosassa Springs Wildlife State Park

<b>Services</b>	<b>Gross Sales</b>	<b>Less Commissions Paid</b>	<b>Less Cost of Goods Sold</b>	<b>Less Operating Expenses</b>	<b>Less Taxes</b>	<b>Net Profit/Loss</b>
1. Food	<u>404,269.47</u>					<u>404,269.47</u>
Comments:						
2. Retail	<u>534,198.24</u>					<u>534,198.24</u>
Comments:						
3. Pepper Creek Terrace	<u>11,786.80</u>					<u>11,786.80</u>
Comments:						
4. Vending	<u>7,493.37</u>					<u>7,493.37</u>
Comments:						

**Add a second page, as needed, to provide an inclusive list of services, including revenue from subcontractors.**

Comments: Expenses reflected as totals, as CLC does not utilize revenue center cost accounting. Operating Expenses include corporate overhead allocation. Allocations for depreciation and tax not included.


5. Totals: 957,747.88 99,028.48 374,967.31 464,356.11 - 19,395.98

Prepared by: Daniel LeBlanc

Capacity: President

Date Submitted: 4/24/2014

**CERTIFICATION:** I certify that this annual profit and loss statement is true and correct and is based upon actual gross receipts for the period covered and recorded in the accounting records available for review/audit by the department.

Signature of Concessionaire:  Date: 4/24/2014

Return the form to Park Manager.

**EXHIBIT F**  
 Profit and Loss Statement for 2014 (year)  
 (due April 30 of the following year)

Concessionaire: Cape Leisure Corporation Park: Homosassa Springs Wildlife State Park

	<b>Gross Sales</b>	<b>Less Commissions Paid</b>	<b>Less Cost of Goods Sold</b>	<b>Less Operating Expenses</b>	<b>Less Taxes</b>	<b>Net Profit/Loss</b>
<b>Services</b>						
1. Food	<u>438,099.00</u>					<u>438,099.00</u>
Comments:						
2. Retail	<u>582,328.00</u>					<u>582,328.00</u>
Comments:						
3. Pepper Creek Terrace	<u>14,886.00</u>					<u>14,886.00</u>
Comments:						
4. Vending	<u>6,577.00</u>					<u>6,577.00</u>

**Add a second page, as needed, to provide an inclusive list of services, including revenue from subcontractors.**

Comments: Expenses reflected as totals, as CLC does not utilize revenue center cost accounting. Operating Expenses include corporate overhead allocation. Allocations for depreciation and tax not included.

5. Totals:	<u>1,041,890.00</u>	<u>115,999.00</u>	<u>338,304.00</u>	<u>503,847.00</u>	<u>-</u>	<u>83,740.00</u>
------------	---------------------	-------------------	-------------------	-------------------	----------	------------------

Prepared by: Daniel LeBlanc

Capacity: President

Date Submitted: 4/14/2015

**CERTIFICATION:** I certify that this annual profit and loss statement is true and correct and is based upon actual gross receipts for the period covered and recorded in the accounting records available for review/audit by the department.

Signature of Concessionaire:  Date: 4/14/2015

Return the form to Park Manager.

**EXHIBIT F**

Profit and Loss Statement for 2015 (year)  
(due April 30 of the following year)

Concessionaire: Cape Leisure Corporation Park: Homosassa Springs Wildlife State Park

<b>Services</b>	<b>Gross Sales</b>	<b>Less Commissions Paid</b>	<b>Less Cost of Goods Sold</b>	<b>Less Operating Expenses</b>	<b>Less Taxes</b>	<b>Net Profit/Loss</b>
1. Food	<u>510,741.22</u>					<u>510,741.22</u>
Comments:						
2. Retail	<u>656,133.67</u>					<u>656,133.67</u>
Comments:						
3. Pepper Creek Terrace	<u>15,173.90</u>					<u>15,173.90</u>
Comments:						
4. Vending	<u>6,064.15</u>					<u>6,064.15</u>
Comments:						

**Add a second page, as needed, to provide an inclusive list of services, including revenue from subcontractors.**

Comments: Expenses reflected as totals, as CLC does not utilize revenue center cost accounting. Operating Expenses include corporate overhead allocation. Allocations for depreciation and tax not included.

5. Totals: 1,188,112.94 143,668.35 419,315.20 539,578.78 - 85,550.61

Prepared by: Daniel LeBlanc

Capacity: President

Date Submitted: 4/29/2016

**CERTIFICATION:** I certify that this annual profit and loss statement is true and correct and is based upon actual gross receipts for the period covered and recorded in the accounting records available for review/audit by the department.

Signature of Concessionaire:  Date: 4/29/2016

Return the form to Park Manager.

**EXHIBIT E**  
**Profit and Loss Statement for 2016 (year)**  
 (due April 30 of the following year)

Concessionaire: Cape Leisure Homosassa, LLC Park: Homosassa Springs Wildlife State Park

<b>Services</b>	<b>Gross Sales</b>	<b>Less Commissions Paid</b>	<b>Less Cost of Goods Sold</b>	<b>Less Operating Expenses</b>	<b>Less Taxes</b>	<b>Net Profit/Loss</b>
1. Food	<u>524,570.64</u>					<u>524,570.64</u>
Comments:						
2. Retail	<u>704,824.69</u>					<u>704,824.69</u>
Comments:						
3. Pepper Creek Terrace	<u>9,900.95</u>					<u>9,900.95</u>
Comments:						
4. Vending	<u>5,666.51</u>					<u>5,666.51</u>
Comments:						

**Add a second page, as needed, to provide an inclusive list of services, including revenue from subcontractors.**

Comments: Expenses reflected as totals, as CLC does not utilize revenue center cost accounting. Operating Expenses include corporate overhead allocation. Allocations for tax not included.

5.	Totals:	<u>1,244,962.79</u>	<u>161,845.16</u>	<u>410,304.49</u>	<u>563,567.88</u>	<u>-</u>	<u>109,245.26</u>
----	---------	---------------------	-------------------	-------------------	-------------------	----------	-------------------

Prepared by: Daniel LeBlanc

Capacity: President

Date Submitted: 4/29/2017

**CERTIFICATION:** I certify that this annual profit and loss statement is true and correct and is based upon actual gross receipts for the period covered and recorded in the accounting records available for review/audit by the department.

Signature of Concessionaire:  Date: 4/29/2017

Return the form to Park Manager.

**EXHIBIT E**  
 Profit and Loss Statement for 2017 (year)  
 (due April 30 of the following year)

Concessionaire: Cape Leisure Homosassa, LLC Park: Homosassa Springs Wildlife State Park

<b>Services</b>	<b>Gross Sales</b>	<b>Less Commissions Paid</b>	<b>Less Cost of Goods Sold</b>	<b>Less Operating Expenses</b>	<b>Less Taxes</b>	<b>Net Profit/Loss</b>
1. Food	484,418.70					484,418.70
Comments:						
2. Retail	644,291.99					644,291.99
Comments:						
3. Pepper Creek Terrace	12,465.20					12,465.20
Comments:						
4. Vending	4,278.91					4,278.91
Comments:						

**Add a second page, as needed, to provide an inclusive list of services, including revenue from subcontractors.**

Comments: Expenses reflected as totals, as CLC does not utilize revenue center cost accounting. Operating Expenses include corporate overhead allocation and depreciation. Allocations for tax not included.

5. Totals:	1,145,454.80	159,866.86	413,478.15	701,027.81	-	(128,918.02)
------------	--------------	------------	------------	------------	---	--------------

Prepared by: Daniel LeBlanc

Capacity: President

Date Submitted: 4/25/2018

**CERTIFICATION:** I certify that this annual profit and loss statement is true and correct and is based upon actual gross receipts for the period covered and recorded in the accounting records available for review/audit by the department.

Signature of Concessionaire:  Date: 4/25/2018

Return the form to Park Manager.

**EXHIBIT E**

Profit and Loss Statement for 2018 (year)  
(due April 30 of the following year)

Concessionaire: Cape Leisure Homosassa, LLC Park: Homosassa Springs Wildlife State Park

<b>Services</b>	<b>Gross Sales</b>	<b>Less Commissions Paid</b>	<b>Less Cost of Goods Sold</b>	<b>Less Operating Expenses</b>	<b>Less Taxes</b>	<b>Net Profit/Loss</b>
1. Food	<u>449,483.22</u>					<u>449,483.22</u>
Comments:						
2. Retail	<u>505,409.08</u>					<u>505,409.08</u>
Comments:						
3. Pepper Creek Terrace	<u>15,904.36</u>					<u>15,904.36</u>
Comments:						
4. Interactive Camp	<u>5,325.00</u>					<u>5,325.00</u>
Comments:						

**Add a second page, as needed, to provide an inclusive list of services, including revenue from subcontractors.**

Comments: Expenses reflected as totals, as CLC does not utilize revenue center cost accounting. Operating Expenses include corporate overhead allocation and depreciation. Allocations for tax not included.


5. Totals: 976,121.66 136,657.03 279,649.26 604,183.54 - (44,368.17)

Prepared by: Daniel LeBlanc

Capacity: President

Date Submitted: 4/29/2019

**CERTIFICATION:** I certify that this annual profit and loss statement is true and correct and is based upon actual gross receipts for the period covered and recorded in the accounting records available for review/audit by the department.

Signature of Concessionaire:  Date: 4/29/2019

Return the form to Park Manager.



**EXHIBIT E**

Profit and Loss Statement for 2019 (year)  
(due April 30 of the following year)

Concessionaire: Cape Leisure Homosassa, LLC Park: Homosassa Springs Wildlife State Park

Services	Gross Sales	Less Commissions Paid	Less Cost of Goods Sold	Less Operating Expenses	Less Taxes	Net Profit/Loss
1. Food	<u>376,206.84</u>					<u>376,206.84</u>

Comments:

2. Retail	<u>359,066.15</u>					<u>359,066.15</u>
-----------	-------------------	--	--	--	--	-------------------

Comments:

3. Pepper Creek Terrace	<u>2,132.34</u>					<u>2,132.34</u>
-------------------------	-----------------	--	--	--	--	-----------------

Comments:

4. Interactive Camp	<u>8,075.00</u>					<u>8,075.00</u>
---------------------	-----------------	--	--	--	--	-----------------

Comments:

**Add a second page, as needed, to provide an inclusive list of services, including revenue from subcontractors.**

Comments: Expenses reflected as totals, as CLC does not utilize revenue center cost accounting. Operating Expenses include corporate overhead allocation. Allocations for tax and depreciation are not included.

5. Totals:	<u>745,480.33</u>	<u>104,212.18</u>	<u>257,722.56</u>	<u>537,547.59</u>	<u>-</u>	<u>(154,002.00)</u>
------------	-------------------	-------------------	-------------------	-------------------	----------	---------------------

Prepared by: Daniel LeBlanc

Capacity: President

Date Submitted: 5/26/2020

**CERTIFICATION:** I certify that this annual profit and loss statement is true and correct and is based upon actual gross receipts for the period covered and recorded in the accounting records available for review/audit by the department.

Signature of Concessionaire:  Date: 5/26/2020