

CORE UNIT



Welcome to becoming a Virtual Junior Ranger. The **CORE UNIT** is designed to introduce you to Florida State Parks, the things they protect and what it means to be a park ranger. The Virtual Junior Ranger Program will help you discover parks and connect to the natural and cultural wonders of Florida.

The **CORE UNIT** will take about 90 minutes to complete, and can be done in a group or individually. You will need access to the internet and [Adobe Reader](#) to complete the following activities.



What to do:

1. Click the [Virtual Junior Ranger Pledge Link](#), then raise your hand and say the pledge.
2. Complete your [Virtual Junior Ranger Registration](#).
3. Complete the **CORE UNIT** activities below.
4. Use our [website](#) to find the answers.
5. Tell others about being a Virtual Junior Ranger.



Get Digital Prizes:

Once you have completed the CORE Unit activities and answered a few questions, you will be emailed with your rewards! These will include exclusive Virtual Junior Ranger digital content.

*Always remember to ask an adult before using the internet and social media.



DISCOVER PARKS

Name _____ Date _____

Where are you doing this activity? _____

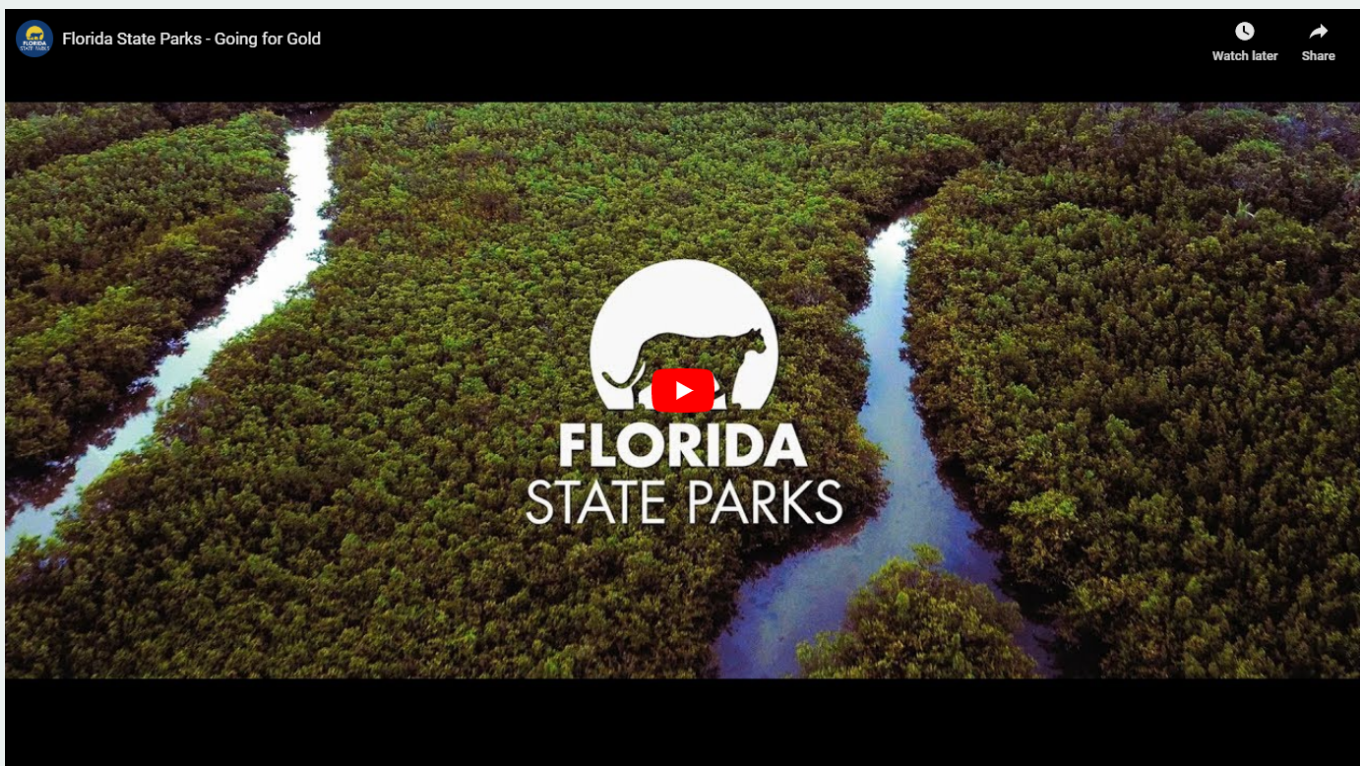
Florida used to look very different. Over time, homes, cities and highways were built on many natural and historic places. Designating parks was a way to save some of these special places for all people, plants and animals to enjoy them.

Parks are special places where people can:

- Explore and play in nature
- Learn about Florida's history, culture and wildlife
- Protect homes for plants and animals



There are 175 Florida State Parks and Trails that protect 800,000 acres of land and over 100 miles of white, sandy beaches. Learn more about what we do by watching this video.



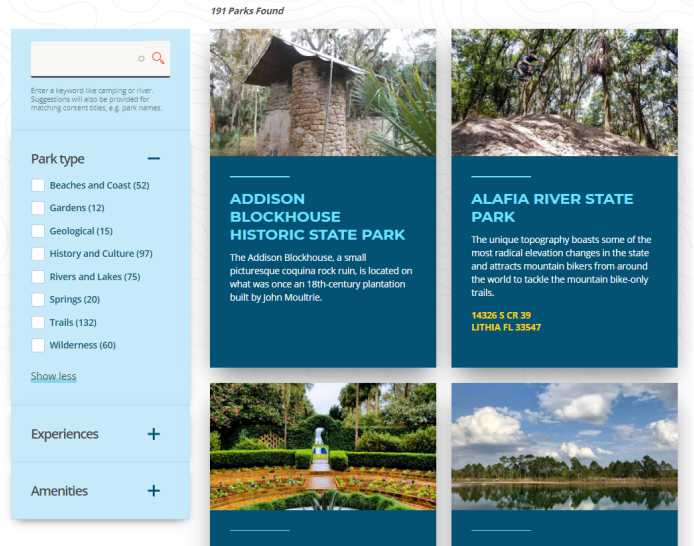
*Always remember to ask an adult before accessing the internet and using social media.



Although parks share a similar purpose, no two parks are the same.

You can see what makes each park special by exploring the Florida State Parks website.

Click or tap the image to use the **Find a Park** feature. Select a type of park that interests you and check the box. A set of parks with this same resources will be listed on the right. Click a park to explore and use that park's webpage to answer the questions below.



Which **Park Type** did you choose? _____

Which **Park** did you choose? _____

What is the most interesting thing you discovered about the park's resources (such as plants, animals and historic buildings)?



Each Florida state park is completely different, so you'll never run out of parks to explore!

Use the tools above to explore three more parks. Now, tell someone what you learned. It could be a friend, family member or classmate. You could share by video, phone, e-mail or social media.

#FLStateParksJrRanger



*Always remember to ask an adult before accessing the internet and using social media.




BUILDING BLOCKS OF HISTORY

Name _____ Date _____


Where are you doing this activity? _____

Florida State Parks protect cultural resources. Cultural resources are places influenced or shaped by people. These are places where people lived and practiced traditions, where they built a ceremonial mound or created a garden. Cultural resources tie us to our past and help us learn more about where we came from.



You can think of cultural resources as building blocks. The people, the places and the items they used all had to stack together to make history. When we find the pieces left behind we can remember and connect with people from history.


If in 1,000 years someone found the “blocks” of your life, what would they look like? Fill in the blanks below to reveal some of the building blocks in your own life.



Block #1: Write the name of a person you care about.

Block #2: Write an object that makes you think of that special person in your life. For example, do you have a teacup that makes you think of your grandmother?


Block #3: Write the name of a place where you interact with the person you selected.



Just as these objects and locations hold memories of your life, monuments, museums, and other cultural resources hold memories of Floridians who came before.


Why is it important to protect protect your memories?

Why is it important to protect Florida's cultural resources?



WHAT'S NEXT

Learn about three cultural sites by clicking or tapping the images. Then pick your favorite and answer the questions.



When was the site built or most relevant?

Who built or used the site?

Name one way life is different for you than it was for them.




NATURE'S NEIGHBORHOODS

Name _____ Date _____

Where are you doing this activity? _____


Florida State Parks protect and manage 81 different natural communities.

Natural communities are groups of plants and animals that you can find living near each other in the wild. Natural communities are not so different from human communities!



Just like every living thing, you need some basics to survive: food to eat, water to drink, shelter to stay safe and space to grow. Think about how and where you get all these things.

Can you find an example of **FOOD**, **WATER**, **SHELTER** and **SPACE** in the image below?



Where do you get your food? _____

Where do you get your water? _____


Name someone in your community, but not your home. _____

Plants and animals rely on their communities to get the resources they need too! They also have lots of neighbors.



WHAT'S NEXT

Click or tap the images below to learn about the barred owl and its community.



You can then learn about more of Florida's plants and animals by exploring our [Natural Communities Coloring Sheets](#).

*Always remember to ask an adult before accessing the internet and using social media.



WHAT'S A PARK RANGER?

Name _____ Date _____

Where are you doing this activity? _____



Parks are amazing places, but they wouldn't be possible without the work of **park rangers**. Our job is to serve, protect and share.

SERVE: We give people the best chance to enjoy natural Florida through outdoor recreation.

PROTECT: We keep these unique places safe and healthy for wildlife.

SHARE: We educate people about what makes parks so special.

Park Rangers have a mission to...

Provide **resource-based recreation** while preserving, interpreting and restoring **natural** and **cultural resources**.



Can you match the bold phrases from the mission to their definitions?

_____ are features of the environment such as plant communities, geological elements, habitats and the animals living there.

_____ are parts of the park influenced or shaped by people. These are places where people lived and practiced traditions over time, where they fought a battle or where they built an archaeological mound or historic building.

_____ is when leisure time activities depend on the resources of the park. For example, walking on a trail instead of a track, sidewalk or treadmill.

WHAT'S A PARK RANGER

Rangers know their parks and how to connect people to the outdoors. Match the natural communities to the animal most likely to call them home and the activities people can do in them. One example has been done for you.




Florida Scrub Jay



Shelling




Beach



Gopher Tortoise



Wildlife Viewing



Scrub



Parrot Fish




Snorkeling



Sandhill

Gopher Tortoise


Hiking



Loggerhead Sea Turtle



Hiking



Coral Reef

WHAT'S NEXT

You're almost there! Answer the [CORE Unit Questions](#) to receive your digital prizes!



As a Virtual Junior Ranger, you can help park rangers do their work by continuing to learn about Florida's natural and cultural resources! You can also do these simple things from anywhere:

- **SERVE** by being kind and helping people.
- **PROTECT** resources by never littering.
- **SHARE** what you love about Florida.

*Always remember to ask an adult before accessing the internet and using social media.