

EXHIBIT D

Monthly Report of Concessionaire's Gross Sales
(Due by the 20th of each month)

Park: Wakulla Springs State Park Date: February 13, 2016

Concessionaire Name: Patrons of Wakulla Springs, Inc.

Period Covered: From January 1st to January 31st, 2016

Point of Sale/Location of Cash Receipt (excluding base fee amount) Gross Sales Subtotal

Lodge Room Revenue	\$ 49,101.24
Restaurant Revenue (excluded from commission calculation until 12-20-2019)	52,819.09
Black Lagoon Parlor Revenue	9,775.47
Events Revenue	5,284.31
Subcontractor Gross Sales	0.00
Total Revenue	\$ 116,980.11
Less Restaurant Revenue	(52,819.09)
= Gross Sales	\$ 64,161.02

Subcontractor is defined in paragraph 11 of this Agreement. If there are multiple subcontractors, please include the total for all subcontractors on this line; and, list the name of each subcontractor on this form, or on an attached second sheet. If additional space is required, attach second sheet.

Compensation

Gross Sales Subtotal (from above)	\$ 64,161.02
Monthly Commission: <u>6%</u> % x Gross Sales Subtotal	3,489.66
Other Payments (identify) – NONE	0.00
Total Payable	\$ 3,489.66

Capital Improvements Spending

Monthly Spending	\$ 1,166.15
Total Spending, Year to Date (FISCAL YEAR END 12-31-2016)	\$ 1,166.15

CERTIFICATION: I certify that this monthly gross sales statement is true and correct and is based upon actual gross receipts for the period covered and recorded in the accounting records available for review/audit by the Department.



Signature of Concessionaire

2/16/16

Date

Signature of Accountant

Date

Karen Taylor, CPA

Accountant Name

Accountant Name

Return this form to the Park Manager.

EXHIBIT D

Monthly Report of Concessionaire's Gross Sales
(Due by the 20th of each month)

Park: Wakulla Springs State Park Date: March 18th, 2016

Concessionaire Name: Patrons of Wakulla Springs, Inc.

Period Covered: From February 1st to February 20th, 2016

Point of Sale/Location of Cash Receipt (excluding base fee amount) Gross Sales Subtotal

Lodge Room Revenue	\$ 65,784.41
Restaurant Revenue (excluded from commission calculation until 12-20-2019)	71,157.33
Black Lagoon Parlor Revenue	15,342.26
Events Revenue	3,034.00
Subcontractor Gross Sales	0.00
Total Revenue	\$ 155,318.00
Less Restaurant Revenue	(71,157.33)
= Gross Sales	\$ 84,160.67

Subcontractor is defined in paragraph 11 of this Agreement. If there are multiple subcontractors, please include the total for all subcontractors on this line; and, list the name of each subcontractor on this form, or on an attached second sheet. If additional space is required, attach second sheet.


Compensation

Gross Sales Subtotal (from above)	\$ 84,160.67
Monthly Commission: <u>6%</u> % x Gross Sales Subtotal	5,049.64
Other Payments (identify) – NONE	0.00
Total Payable	\$ 5,049.64


Capital Improvements Spending

Monthly Spending	\$ 1,409.02
Total Spending, Year to Date (FISCAL YEAR END 12-31-2016)	\$ 2,575.17

CERTIFICATION: I certify that this monthly gross sales statement is true and correct and is based upon actual gross receipts for the period covered and recorded in the accounting records available for review/audit by the Department.



Signature of Concessionaire

3/18/16  3/18/16

Date

Signature of Accountant
Karen Taylor, CPA

Accountant Name

Date

Return this form to the Park Manager.

EXHIBIT D

Monthly Report of Concessionaire's Gross Sales
(Due by the 20th of each month)

Park: Wakulla Springs State Park Date: April 18th, 2016

Concessionaire Name: Patrons of Wakulla Springs, Inc.

Period Covered: From March 1st to March 31st, 2016

Point of Sale/Location of Cash Receipt (excluding base fee amount) Gross Sales Subtotal

Lodge Room Revenue	\$ 89,568.90
Restaurant Revenue (excluded from commission calculation until 12-20-2019)	93,001.35
Black Lagoon Parlor Revenue	23,804.73
Events Revenue	10,034.44
Subcontractor Gross Sales	0.00
Total Revenue	\$ 216,409.42
Less Restaurant Revenue	(93,001.35)
= Gross Sales	\$ 123,408.07

Subcontractor is defined in paragraph 11 of this Agreement. If there are multiple subcontractors, please include the total for all subcontractors on this line; and, list the name of each subcontractor on this form, or on an attached second sheet. If additional space is required, attach second sheet.

Compensation

Gross Sales Subtotal (from above)	\$ 123,408.07
Monthly Commission: <u>6%</u> % x Gross Sales Subtotal	7,404.48
Other Payments (identify) – NONE	0.00
Total Payable	\$ 7,404.48

Capital Improvements Spending

Monthly Spending	\$ 13,208.99
Total Spending, Year to Date (FISCAL YEAR END 12-31-2016)	\$ 15,784.16

CERTIFICATION: I certify that this monthly gross sales statement is true and correct and is based upon actual gross receipts for the period covered and recorded in the accounting records available for review/audit by the Department.



Signature of Concessionaire

4/19/16

Date

Signature of Accountant

Date

Karen Taylor, CPA

Accountant Name

Accountant Name

Return this form to the Park Manager.

EXHIBIT D

Monthly Report of Concessionaire's Gross Sales
(Due by the 20th of each month)

Park: Wakulla Springs State Park Date: May 15th, 2016

Concessionaire Name: Patrons of Wakulla Springs, Inc.

Period Covered: From April 1st to April 30th, 2016

Point of Sale/Location of Cash Receipt (excluding base fee amount) Gross Sales Subtotal

Lodge Room Revenue	\$ 78,157.28
Restaurant Revenue (excluded from commission calculation until 12-20-2019)	76,209.46
Black Lagoon Parlor Revenue	20,041.30
Events Revenue	4,047.41
Subcontractor Gross Sales	0.00
Total Revenue	\$ 178,455.45
Less Restaurant Revenue	(76,209.46)
= Gross Sales	\$ 102,245.99

Subcontractor is defined in paragraph 11 of this Agreement. If there are multiple subcontractors, please include the total for all subcontractors on this line; and, list the name of each subcontractor on this form, or on an attached second sheet. If additional space is required, attach second sheet.

Compensation

Gross Sales Subtotal (from above)	\$ 102,245.99
Monthly Commission: <u>6%</u> % x Gross Sales Subtotal	6,134.76
Other Payments (identify) – NONE	0.00
Total Payable	\$ 6,134.76

Capital Improvements Spending

Monthly Spending	\$ 9,410.87
Total Spending, Year to Date (FISCAL YEAR END 12-31-2016)	\$ 25,195.03

CERTIFICATION: I certify that this monthly gross sales statement is true and correct and is based upon actual gross receipts for the period covered and recorded in the accounting records available for review/audit by the Department.



Signature of Concessionaire

5/16/16

Date

Signature of Accountant

Date

Karen Taylor, CPA

Accountant Name

Accountant Name

Return this form to the Park Manager.

EXHIBIT D

Monthly Report of Concessionaire's Gross Sales
(Due by the 20th of each month)

Park: Wakulla Springs State Park Date: _____

Concessionaire Name: Patrons of Wakulla Springs, Inc.

Period Covered: From 01 May 2016 to 31 May 2016

Point of Sale/Location of Cash Receipt (excluding base fee amount) Gross Sales Subtotal

Lodge Room Revenue	53397.14
Restaurant Revenue (excluded from commission calculation until 12-20-2019)	99230.58
Black Lagoon Parlor Revenue	10345.54
Events Revenue	15660.48
Subcontractor Gross Sales	
Total Revenue	
Less Restaurant Revenue	99230.58
= Gross Sales	79403.16

Subcontractor is defined in paragraph 11 of this Agreement. If there are multiple subcontractors, please include the total for all subcontractors on this line; and, list the name of each subcontractor on this form, or on an attached second sheet. If additional space is required, attach second sheet.

Compensation

Gross Sales Subtotal (from above)	79403.16
Monthly Commission: <u>6%</u> % x Gross Sales Subtotal	4764.19
Other Payments (identify) – 1% late fee	47.64
Total Payable	4811.83

Capital Improvements Spending

Monthly Spending	
Total Spending, Year to Date	

CERTIFICATION: I certify that this monthly gross sales statement is true and correct and is based upon actual gross receipts for the period covered and recorded in the accounting records available for review/audit by the Department.

Signature of Concessionaire

Date

EXHIBIT D

Monthly Report of Concessionaire's Gross Sales
(Due by the 20th of each month)

Park: Wakulla Springs State Park Date: July 15th, 2016

Concessionaire Name: Patrons of Wakulla Springs, Inc.

Period Covered: From June 1 – June 30, 2016

Point of Sale/Location of Cash Receipt (excluding base fee amount) Gross Sales Subtotal

Lodge Room Revenue	\$ 80,726.61
Restaurant Revenue (excluded from commission calculation until 12-20-2019)	77,202.72
Black Lagoon Parlor Revenue	38,249.08
Events Revenue	2,867.28
Subcontractor Gross Sales	0.00
Total Revenue	\$ 199,045.69
Less Restaurant Revenue	(77,202.72)
= Gross Sales	\$ 121,842.97

Subcontractor is defined in paragraph 11 of this Agreement. If there are multiple subcontractors, please include the total for all subcontractors on this line; and, list the name of each subcontractor on this form, or on an attached second sheet. If additional space is required, attach second sheet.

Compensation

Gross Sales Subtotal (from above)	\$ 121,842.97
Monthly Commission: <u>6%</u> % x Gross Sales Subtotal	7,310.58
Other Payments (identify) – NONE	0.00
Total Payable	\$ 7,310.58

*PD 7/21/16
#2367
QBE*

Capital Improvements Spending

Monthly Spending	\$ 12,245.96
Total Spending, Year to Date (FISCAL YEAR END 12-31-2016)	\$ 43,109.11

CERTIFICATION: I certify that this monthly gross sales statement is true and correct and is based upon actual gross receipts for the period covered and recorded in the accounting records available for review/audit by the Department.

Signature of Concessionaire

Date

Signature of Accountant

Date

Karen Taylor, CPA

Accountant Name

Return this form to the Park Manager.

EXHIBIT D

Monthly Report of Concessionaire's Gross Sales
(Due by the 20th of each month)

Park: Wakulla Springs State Park Date: August 19th, 2016

Concessionaire Name: Patrons of Wakulla Springs, Inc.

Period Covered: From July 1 – July 31, 2016

Point of Sale/Location of Cash Receipt (excluding base fee amount) Gross Sales Subtotal

Lodge Room Revenue	\$ 90,451.11
Restaurant Revenue (excluded from commission calculation until 12-20-2019)	83,189.60
Black Lagoon Parlor Revenue	44,309.12
Events Revenue	1,920.00
Subcontractor Gross Sales	0.00
Total Revenue	\$ 219,869.83
Less Restaurant Revenue	(83,189.60)
= Gross Sales	\$ 136,680.23

Subcontractor is defined in paragraph 11 of this Agreement. If there are multiple subcontractors, please include the total for all subcontractors on this line; and, list the name of each subcontractor on this form, or on an attached second sheet. If additional space is required, attach second sheet.


Compensation

Gross Sales Subtotal (from above)	\$ 136,680.23
Monthly Commission: <u>6%</u> % x Gross Sales Subtotal	8,200.81
Other Payments (identify) – NONE	0.00
Total Payable	\$ 8,200.81

Capital Improvements Spending

Monthly Spending	\$ 6,659.20
Total Spending, Year to Date (FISCAL YEAR END 12-31-2016)	\$ 49,768.31

CERTIFICATION: I certify that this monthly gross sales statement is true and correct and is based upon actual gross receipts for the period covered and recorded in the accounting records available for review/audit by the Department.



Signature of Concessionaire

8/20/16

Date

Signature of Accountant
Karen Taylor, CPA

Date
Accountant Name

Return this form to the Park Manager.

EXHIBIT D

Monthly Report of Concessionaire's Gross Sales
(Due by the 20th of each month)

Park: Wakulla Springs State Park Date: September 15th, 2016

Concessionaire Name: Patrons of Wakulla Springs, Inc.

Period Covered: From August 1 – August 31, 2016

Point of Sale/Location of Cash Receipt (excluding base fee amount) Gross Sales Subtotal

Lodge Room Revenue	\$ 62,876.25
Restaurant Revenue (excluded from commission calculation until 12-20-2019)	67,560.70
Black Lagoon Parlor Revenue	20,852.80
Events Revenue	4,707.24
Subcontractor Gross Sales	0.00
Total Revenue	\$ 155,996.99
Less Restaurant Revenue	(67,560.70)
= Gross Sales	\$ 88,436.29

Subcontractor is defined in paragraph 11 of this Agreement. If there are multiple subcontractors, please include the total for all subcontractors on this line; and, list the name of each subcontractor on this form, or on an attached second sheet. If additional space is required, attach second sheet.

Compensation

Gross Sales Subtotal (from above)	\$ 88,436.29
Monthly Commission: <u>6%</u> % x Gross Sales Subtotal	5,306.18
Other Payments (identify) – NONE	0.00
Total Payable	\$ 5,306.18

Capital Improvements Spending

Monthly Spending	\$ 1,402.89
Total Spending, Year to Date (FISCAL YEAR END 12-31-2016)	\$ 51,171.20

CERTIFICATION: I certify that this monthly gross sales statement is true and correct and is based upon actual gross receipts for the period covered and recorded in the accounting records available for review/audit by the Department.

Signature of Concessionaire

Date

Signature of Accountant

Date

Karen Taylor, CPA
Accountant Name

Accountant Name

Return this form to the Park Manager.

9/15/16
QB's
PD# 2462

EXHIBIT D

Monthly Report of Concessionaire's Gross Sales
(Due by the 20th of each month)

Park: Wakulla Springs State Park Date: October 10th, 2016

Concessionaire Name: Patrons of Wakulla Springs, Inc.

Period Covered: From September 1 – September 30, 2016

Point of Sale/Location of Cash Receipt (excluding base fee amount) Gross Sales Subtotal

Lodge Room Revenue	\$ 46,165.24
Restaurant Revenue (excluded from commission calculation until 12-20-2019)	40,179.92
Black Lagoon Parlor Revenue	11,633.86
Events Revenue	4,647.00
Subcontractor Gross Sales	0.00
Total Revenue	\$ 102,626.02
Less Restaurant Revenue	(40,179.92)
= Gross Sales	\$ 62,446.10

Subcontractor is defined in paragraph 11 of this Agreement. If there are multiple subcontractors, please include the total for all subcontractors on this line; and, list the name of each subcontractor on this form, or on an attached second sheet. If additional space is required, attach second sheet.

Compensation

Gross Sales Subtotal (from above)	\$ 62,446.10
Monthly Commission: <u>6%</u> % x Gross Sales Subtotal	3,746.77
Other Payments (identify) – NONE	0.00
Total Payable	\$ 3,746.77

Capital Improvements Spending

Monthly Spending	\$ 8,033.55
Total Spending, Year to Date (FISCAL YEAR END 12-31-2016)	\$ 59,204.75

CERTIFICATION: I certify that this monthly gross sales statement is true and correct and is based upon actual gross receipts for the period covered and recorded in the accounting records available for review/audit by the Department.

Signature of Concessionaire

Date

Signature of Accountant

Date

Karen Taylor, CPA

Accountant Name

Return this form to the Park Manager.

EXHIBIT D

Monthly Report of Concessionaire's Gross Sales
(Due by the 20th of each month)

Park: Wakulla Springs State Park Date: November 7th, 2016

Concessionaire Name: Patrons of Wakulla Springs, Inc.

Period Covered: From October 1 – October 31, 2016

Point of Sale/Location of Cash Receipt (excluding base fee amount) Gross Sales Subtotal

Lodge Room Revenue	\$ 73,446.77
Restaurant Revenue (excluded from commission calculation until 12-20-2019)	71,078.41
Black Lagoon Parlor Revenue	18,767.52
Events Revenue	7,574.07
Subcontractor Gross Sales	0.00
Total Revenue	\$ 170,866.77
Less Restaurant Revenue	(71,078.41)
= Gross Sales	\$ 99,788.36

Subcontractor is defined in paragraph 11 of this Agreement. If there are multiple subcontractors, please include the total for all subcontractors on this line; and, list the name of each subcontractor on this form, or on an attached second sheet. If additional space is required, attach second sheet.

Compensation

Gross Sales Subtotal (from above)	\$ 99,788.36
Monthly Commission: <u>6%</u> % x Gross Sales Subtotal	5,987.30
Other Payments (identify) – NONE	0.00
Total Payable	\$ 5,987.30

Capital Improvements Spending

Monthly Spending	\$ 15,576.36
Total Spending, Year to Date (FISCAL YEAR END 12-31-2016)	\$ 74,781.11

CERTIFICATION: I certify that this monthly gross sales statement is true and correct and is based upon actual gross receipts for the period covered and recorded in the accounting records available for review/audit by the Department.

[Signature]
Signature of Concessionaire

11/21/16
Date

[Signature]
Signature of Accountant
Karen Taylor, CPA

[Blank]
Date
Accountant Name

Return this form to the Park Manager.

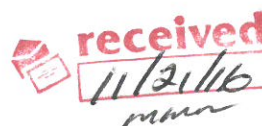


EXHIBIT D

Monthly Report of Concessionaire's Gross Sales
(Due by the 20th of each month)

Park: Wakulla Springs State Park Date: December 14th, 2016

Concessionaire Name: Patrons of Wakulla Springs, Inc.

Period Covered: From November 1 – November 30, 2016

Point of Sale/Location of Cash Receipt (excluding base fee amount) Gross Sales Subtotal

Lodge Room Revenue	\$ 67,727.60
Restaurant Revenue (excluded from commission calculation until 12-20-2019)	73,531.07
Black Lagoon Parlor Revenue	12,819.78
Events Revenue	6,207.85
Subcontractor Gross Sales	0.00
Total Revenue	\$ 160,286.30
Less Restaurant Revenue	(73,531.07)
= Gross Sales	\$ 86,755.23

Subcontractor is defined in paragraph 11 of this Agreement. If there are multiple subcontractors, please include the total for all subcontractors on this line; and, list the name of each subcontractor on this form, or on an attached second sheet. If additional space is required, attach second sheet.

Compensation

Gross Sales Subtotal (from above)	\$ 86,755.23
Monthly Commission: <u>6%</u> % x Gross Sales Subtotal	5,205.31
Other Payments (identify) – NONE	0.00
Total Payable	\$ 5,205.31

Capital Improvements Spending

Monthly Spending	\$ 9,105.29
Total Spending, Year to Date (FISCAL YEAR END 12-31-2016)	\$ 83,886.40

CERTIFICATION: I certify that this monthly gross sales statement is true and correct and is based upon actual gross receipts for the period covered and recorded in the accounting records available for review/audit by the Department.



Signature of Concessionaire

12/28/16

Date

Signature of Accountant

Date

Karen Taylor, CPA

Accountant Name

Accountant Name

Return this form to the Park Manager.

EXHIBIT D

Monthly Report of Concessionaire's Gross Sales
(Due by the 20th of each month)

Park: Wakulla Springs State Park Date: January 17th, 2016

Concessionaire Name: Patrons of Wakulla Springs, Inc.

Period Covered: From December 1 – December 31, 2016

Point of Sale/Location of Cash Receipt (excluding base fee amount) Gross Sales Subtotal

Lodge Room Revenue	\$ 53,978.30
Restaurant Revenue (excluded from commission calculation until 12-20-2019)	82,967.06
Black Lagoon Parlor Revenue	13,335.34
Events Revenue	4,757.11
Subcontractor Gross Sales	0.00
Total Revenue	\$ 155,037.81,
Less Restaurant Revenue	(82,967.06)
= Gross Sales	\$ 72,070.75

Subcontractor is defined in paragraph 11 of this Agreement. If there are multiple subcontractors, please include the total for all subcontractors on this line; and, list the name of each subcontractor on this form, or on an attached second sheet. If additional space is required, attach second sheet.

Compensation

Gross Sales Subtotal (from above)	\$ 72,070.75
Monthly Commission: <u>6%</u> % x Gross Sales Subtotal	4,324.25
Other Payments (identify) – NONE	0.00
Total Payable	\$ 4,324.25

Capital Improvements Spending

Monthly Spending	\$ 2,204.20
Total Spending, Year to Date (FISCAL YEAR END 12-31-2016)	\$ 86,090.60

CERTIFICATION: I certify that this monthly gross sales statement is true and correct and is based upon actual gross receipts for the period covered and recorded in the accounting records available for review/audit by the Department.


Signature of Concessionaire

1/22/17
Date

Signature of Accountant

Date

Karen Taylor, CPA
Accountant Name

Accountant Name

Return this form to the Park Manager.